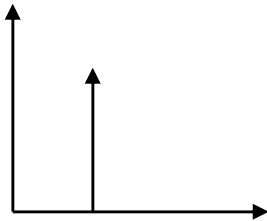
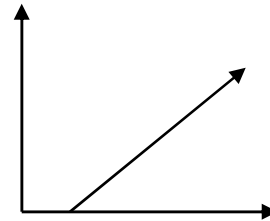


Which Spacetime Diagram shows the worldline of an object moving with constant velocity?

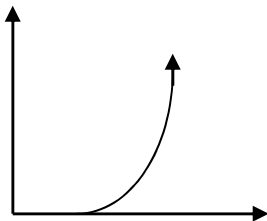
a)



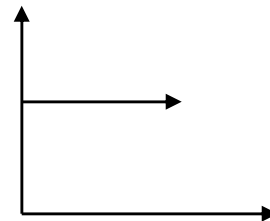
b)



c)

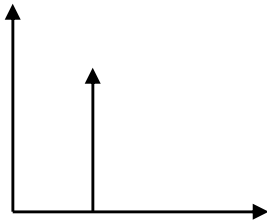


d)

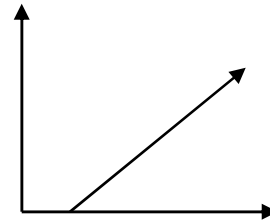


Which Spacetime Diagram shows the worldline of an accelerating object?

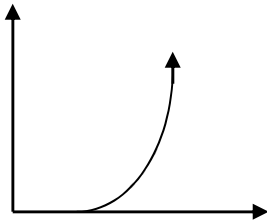
a)



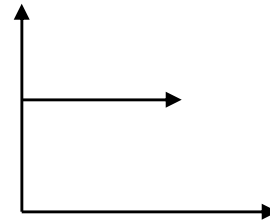
b)



c)



d)



Which object (objects have same mass) has higher kinetic energy in S' , if S' is moving with a speed V in the x -direction?

